

mat+ic

טקסט באנגלית לכיתה ו'

נערך על ידי מטיק מרכזי למידה

Summer Camp

A Read and copy.

קראו את הסיפור והעתיקו את המשפטים שפירושים:
اقرأوا القصة وانسخوا الجمل التي معناها:


1. היו גם תחרויות.
كانت هناك مسابقات أيضاً.
.....
2. כל משתתפי המחנה ישנו בבקתות.
نام جميع المخيمين في أكواخ.
.....
3. המדריכים לימדו אותם פעילויות שונות.
علمهم المدربون نشاطات مختلفة.
.....
4. בלילה, הם ישבו מסביב למדורה ושח שירים.
في المساء، جلسوا حول الشعلة وغنوا أغانيًا.
.....

Summer Camp

Last summer, my sister Rotem went to a summer camp in the USA. She had a great time. She met people from all over the country and made lots of new friends.

Every day they did something new. Sometimes they swam in the lake; on other days they rode horses. There were also competitions. Rotem won first prize in one of them. All the campers slept in cabins. The counsellors taught them different activities like folk-dancing, making jewellery and painting pictures. At night, they sat around the campfire and sang songs. They ate hamburgers and drank juice.

When she left the camp and said goodbye to her new friends, Rotem was very sad. Rotem spoke English all the time, and when she came home her English teacher told her that her English was fantastic.



B Write T (True) or F (False).

כיתבו T (True = נכון) או F (False = לא נכון) ליד כל משפט.
 אִכְתְּבוּ T (True = صحيح) או F (False = غير صحيح) إلى جانب كل جملة.

- 1. Each day the campers did different things.
- 2. They rode bikes.
- 3. Rotem won first prize in all the competitions.
- 4. Rotem was unhappy when she left the camp.
- 5. Rotem's English is not good.

C 1. Find three activities.

מיצאו בסיפור שמות של שלוש פעילויות.
 جدوا في القصة أسماء ثلاث نشاطات.

.....

2. Write.




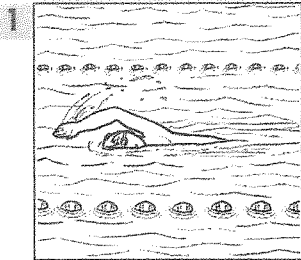
כיתבו כל תחביב מתחת לתמונה הנכונה.
 أكتبوا كل هواية تحت الصورة الصحيحة.

folk dancing
 stamp collecting

rock climbing
 ice skating

horse-riding
 jewellery making

swimming
 bird-watching







.....

.....

.....

.....



.....

.....

.....

.....

D Complete the chart.

קיראו שוב את הסיפור והשלימו את הטבלה עם צורת העבר של כל מילה.
إقرأوا القصة ثانيةً واكملوا الجدول بصيغة الماضي لكل كلمة.

Present	Past
1. go	
2. have	
3. meet	
4. make	
5. do	
6. win	
7. sleep	
8. teach	
9. sit	
10. sing	
11. eat	
12. drink	
13. leave	
14. say	
15. be	
16. speak	
17. come	
18. tell	

E Complete the sentences.

השלימו את המשפטים עם צורת ה-Past Simple של הפעלים שבסוגריים.
أكملوا الجمل بصيغة ال-Past Simple للأفعال التي داخل الأقواس.

1. Dan (buy) a beautiful scarf yesterday.
2. I (see) a great football match last night.
3. They (find) the money in the park.
4. We (take) the dog for a walk.
5. She (hear) a strange noise and (be) very scared.
6. I (send) the letter this morning.
7. You (forget) to tell me why you (get) up so early.
8. Yossi (fall) off his bike and (break) his leg.


F Write sentences.

כיתבו משפטים על מה שכל דמות בתמונות עשתה. השתמשו במילים שלמטה.
 أكتبوا جملاً تشرح ما قامت به كل شخصية في الصور. استعينوا بالكلمات أدناه.



Adi • swim in the sea
 Gil • sleep all day

Yonatan • ride a horse
 Ayelet • shop with her mother

Amit • do homework
 Shir • meet friends



Yonatan rode a
 horse.



Be the Teacher ✓

Correct the sentences.

תקנו את השגיאה בכל משפט.
 صحّחו الخطأ في كل جملة.

1. We heared some good news today. ✗

.....

2. I walked and my little brother drove a donkey. ✗

.....

3. Ben and Avi founded my book under the table. ✗

.....

4. Everyone laughed when Idan felt into the water. ✗

.....

5. Mrs Avraham thought us English last year. ✗